

### Horizontal rail Vario V 3, front



**NEW**

To accommodate guide rails and for the attachment of front panels. For subdivision i. e. 6 U in 2 x 3 U.

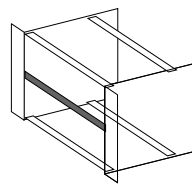
- Front projection 2.5 mm corresponding to IEC 60 297-3-101
- HP pitch pattern of holes for the precise installation of guide rails
- M4 thread on end face
- Straight-through core hole

**Material**

Extruded aluminium section

**Surface finish**

Clear-chromated

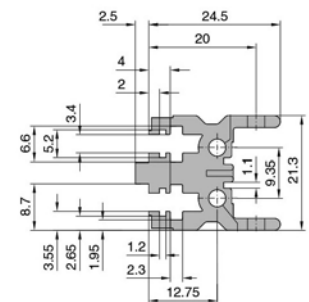


Usable width (HP)	Packs of	Order No. unprinted	Order No. printed
84	1	<b>9904.745</b>	<b>9921.799<sup>1)</sup></b>

<sup>1)</sup> with HP pattern printing

**+ Also required**

Assembly screws M4 x 12  
Packs of 100, order no. 3654.300  
see page 202



### Horizontal rail Vario V-Ext. 1, front, with 10 mm extension



For type IV, IVs and VII injector/extractor handle

To accommodate guide rails and for the attachment of front panels.

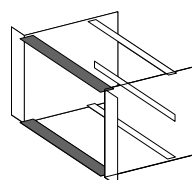
- Front projection 10 mm corresponding to IEEE 1101.10 and IEC 60 297-3-102
- HP pitch pattern of holes for the precise installation of guide rails
- M4 thread on end face
- Straight-through core hole

**Material**

Extruded aluminium section

**Surface finish**

Clear-chromated



Usable width (HP)	Packs of	Order No. unprinted	Order No. printed
40	1	<b>3684.961</b>	-
42	1	<b>3684.565</b>	<b>9921.790<sup>3)</sup></b>
63	1	<b>3684.566</b>	-
84	1	<b>3684.567</b>	<b>9921.791<sup>3)</sup></b>
84	2	<b>3685.269<sup>1)</sup></b>	-
192	1	<b>3688.001<sup>2)</sup></b>	-

<sup>1)</sup> Including 4 assembly screws

<sup>2)</sup> Anodised

<sup>3)</sup> with HP pattern printing

**+ Also required**

Assembly screws M4 x 12  
Packs of 100, order no. 3654.300  
see page 202

**+ Accessories**

Threaded inserts, packs of 1, order no. 3684.610  
see page 144

