

# COMPONENTS AND ACCESSORIES

## MOUNTING COVERS/COMPONENTS FOR EMC INSTALLATION

### Mounting blocks for cover plates



For mounting covers, versions 1 – 4, on the subrack side panel.

**Material**

Die-cast zinc

**Surface finish**

Nickel-plated

**Note**

For EMC applications, mounting blocks must be fitted across the entire subrack depth. The table here shows the number of mounting blocks required to install 1 cover plate with EMC shielding.

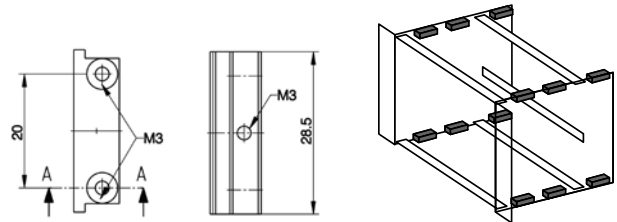
	Packs of	Order No.
Mounting blocks 28.5 mm long	10	<b>3684.234</b>

Number of mounting blocks for max. EMC protection	Cover plate depth mm
4	142
8	192
10	212
12	252
14	272
16	312
18	332
20	372
24	432
28	492
32	552


**EMC**

**+ Also required**

Assembly screws M3 x 6, packs of 100, order no. 3684.233, see page 202



### Mounting clips for cover plates



For mounting covers on the subrack side panel

Compatible with cover plate versions 1-4 and the ECO and EASY versions, and with sheet metal blanks 0.8-1.0 mm thick. For EMC applications, mounting clips must be fitted across the full depth of the subrack.

**Material**

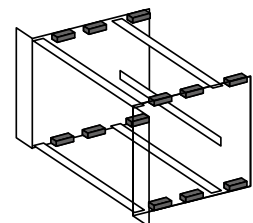
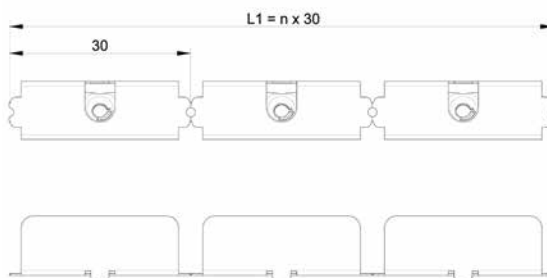
Stainless steel

Length mm	n	Packs of	Order No.
30	1	1	<b>3688.109</b>
90	3	1	<b>9921.722</b>
120	4	1	<b>9921.883</b>
150	5	1	<b>9921.723</b>
180	6	1	<b>9921.884</b>
210	7	1	<b>9921.724</b>
240	8	1	<b>9921.885</b>

**+ Also required**

Assembly screws, order no. 9921.879

**NEW**



**EMC**