


COMPONENTS AND ACCESSORIES

GUIDE RAILS

Guide rails, plastic



For 160, 220 and 280 mm PCBs up to 2 mm nominal thickness.

2 versions are available:

- Snap-in fastening and screw-fastening
- Snap-in fastening

Material


Polycarbonate
Base material to UL 94-V0

For PCB depth mm	Packs of	Order No.	
		Snap-in fastening/ screw-fastening ¹⁾	Snap-in fastening
100	1	-	3688.005
160	1	3684.657	3684.654
220	1	3684.658	3684.655
280	1	3684.659	3684.656

+ Also required

¹⁾ Assembly screws
packs of 100, order no. 3654.360
see page 202

Guide rails for contact spring fitting, plastic



For 160, 220 and 280 mm PCBs up to 2 mm nominal thickness. By installing contact springs, an electrical connection can be made between the PCB and the assembly.

Material

Polycarbonate
Base material to UL 94-V0

For PCB depth mm	Packs of	Order No.	
160	1	3684.660	
220	1	3684.661	
280	1	3684.662	

+ Also required

Contact springs, order no. 3687.726
see page 154

Contact springs




For electrical connection between the PCB and the subrack, or to discharge static charges from the PCB.

Suitable for installation in "guide rails for contact spring fitting" and "end pieces for guide rails".

Packs of	Order No.
10	3687.726

Guide rails, Aluminium



1

2

For high loads. Suitable for nominal PCB thicknesses of 1.6 mm. A distinction is made between guide rails for and without end pieces.

The guide rails without end pieces are screwfastened directly into the horizontal rail.

Material

Aluminium

For PCB depth mm	Packs of	Order No.	
		1 Without end piece ¹⁾	2 For end pieces
160	1	3687.526	3684.663
220	1	3687.527	3684.664
280	1	3687.528	3684.665
1000	1	3684.666	-

+ Also required

¹⁾ Screw M2.5 x 6, packs of 100, order no. 3654.340,
see page 202
¹⁾ Nut M2.5, packs of 100, order no. 3654.370,
see page 202
¹⁾ Retaining cage M2.5, packs of 100, order no. 9901.417,
see page 202