


Covers version 4



For all HeiPac Vario subracks

To cover the overall subrack depth
(EMC application)

- Cover top/bottom with ½ U edge fold to cover the ½ U section in the subrack
- Optionally perforated or solid on the front
- Suitable for subracks 4 U (3 + 2 x ½), 7 U (6 + 2 x ½)
- For mounting on the subrack side panel with the aid of mounting blocks.

Material

1.0 mm aluminium, unplated, hole diameter 4 mm in perforated version.

Note

For EMC applications, mounting blocks must be fitted across the entire subrack depth.

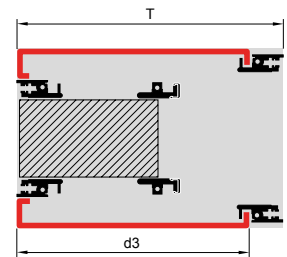
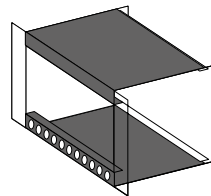
HP	For side panel depth (T) mm	Cover depth (d3) mm	Order No.	
			Perforated	Solid
84	285	270	3684.732	3684.726
84	345	330	3684.733	3684.727
84	405	390	3684.734	3684.728
84	465	450	3684.735	3684.729
84	525	510	3684.736	3684.730
84	585	570	3684.737	3684.731

+ Also required

Mounting blocks, see page 148

EMC gaskets for covers, see page 147

Assembly screws, packs of 100, order no. 3684.233, see page 202



Covers version 5



For all HeiPac Vario subracks

To cover the overall subrack depth or PCB depth.
(EMC application)

Simple assembly:

- Side edge fold with half shears facilitates fast assembly (without mounting blocks) by simply snap-fastening
- Side notches for fitting horizontal rails in 160, 220 or 280 mm depth
- Optionally solid or perforated

Material

1.0 mm aluminium, unplated, hole diameter 4 mm in perforated version.

Supply includes

2 gaskets

HP	Position of side notches for horizontal rails mm	For side panel depth mm	Order No.	
			Perforated	Solid
21	160	175/185	3687.624	-
21	160/220	235	3687.692	-
42	160	175/185	3687.625	-
42	160/220	235	3687.677	-
42	160	245	3687.640	-
84	160	175/185	3687.641	3687.647
84	160	245	3687.642	3687.648
84	160/220	235	3687.643	3687.649
84	160/220	285	3687.644	3687.650
84	160/220	305	3687.645	3687.651
84	160/220/280	345	3687.646	3687.652

