


## Flat front panels for handles

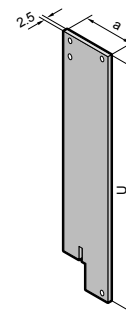


For type I, II extractor handle or type IV, IVs or VII injector/extractor handle

### Material

2,5 mm Aluminium  
Anodised

**Detailed drawing front panel**  
see page 165




### + Also required

From front panel widths of 4 HP (at 3 U) and 8 HP (at 6 U):  
Collar screws and plastic collars, packs of 100 sets,  
order no. 3658.160, see page 202  
For 3 U front panels:  
PCB holder set, see page 177

HP	a mm	Order No.		
		3 U	6 U	9 U
4	20.0	<b>3685.500</b>	<b>3685.508</b>	<b>3685.516</b>
5	25.1	<b>3685.501</b>	<b>3685.509</b>	<b>3685.517</b>
6	30.2	<b>3685.502</b>	<b>3685.510</b>	<b>3685.518</b>
7	35.3	<b>3685.503</b>	<b>3685.511</b>	<b>3685.519</b>
8	40.3	<b>3685.504</b>	<b>3685.512</b>	<b>3685.520</b>
10	50.5	<b>3685.505</b>	<b>3685.513</b>	<b>3685.521</b>
12	60.7	<b>3685.506</b>	<b>3685.514</b>	<b>3685.522</b>

## U-channel front panels for handles



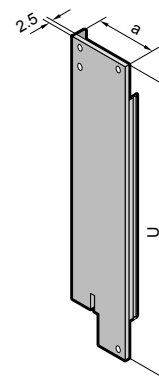
For type I, II extractor handle or type IV, IVs or VII injector/extractor handle

### Material

2,5 mm extruded aluminium section  
clear-chromated

**Detailed drawing front panel**  
see page 166

**EMC**



### + Also required

From front panel width 4 HP (for 3 U) and 8 HP (for 6 U):  
Slotted centering screws, packs of 100,  
order no. 3687.050, see page 203  
Posidrive centering screws, packs of 100,  
order no. 3687.051, see page 203  
EMC gaskets, see page 146  
For 3 U front panels:  
PCB holder set, see page 177

HP	a mm	Order No.		
		3 U	6 U	9 U
4	20.0	<b>3685.524</b>	<b>3685.532</b>	<b>3685.540</b>
5	25.1	<b>3685.525</b>	<b>3685.533</b>	<b>3685.541</b>
6	30.2	<b>3685.526</b>	<b>3685.534</b>	<b>3685.542</b>
7	35.3	<b>3685.527</b>	<b>3685.535</b>	<b>3685.543</b>
8	40.3	<b>3685.528</b>	<b>3685.536</b>	<b>3685.544</b>
10	50.5	<b>3685.529</b>	<b>3685.537</b>	<b>3685.545</b>
12	60.7	<b>3685.530</b>	<b>3685.538</b>	<b>3685.546</b>