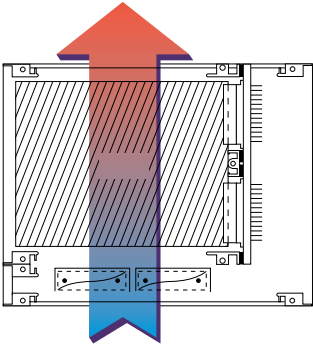


COMPONENTS AND ACCESSORIES


CLIMATE CONTROL

Vertical cooling from bottom to top



- Air flow via normal convection or forced cooling devices in the enclosure or housing outside of the subrack
- Vertical forced air flow, supported by fans installed at the bottom of the subrack (1 U)

Fan mounting plate



For the installation of 120 mm fans and filter modules in 4 U and 7 U subracks.
For mounting on the subrack side panels.

Material

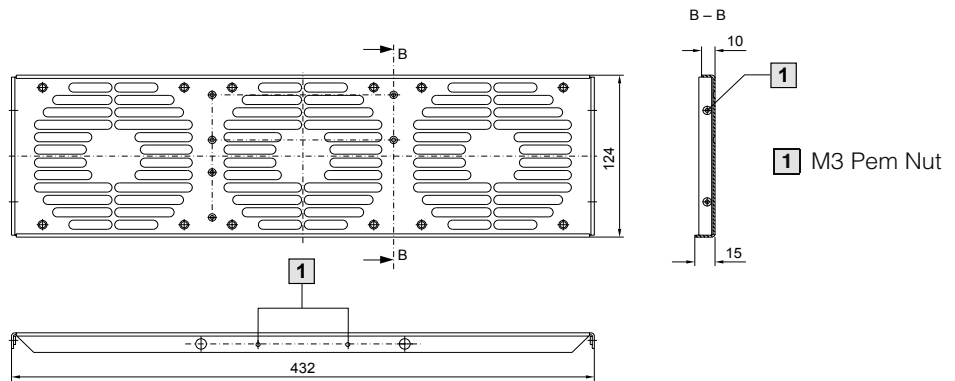

1.5 mm aluminium, anodised

U	For PCB depth mm	No. of fan mounting plates required	HP	Order No.
1	160	1	84	3684.317
	220	1		
	280	2		
	340	2		
	400	3		

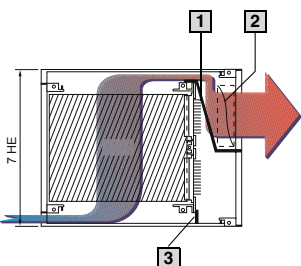
+ Also required

1 terminal block is required for each subrack.

Packs of	Order No.
1	3686.805



Diagonal cooling from front to back



Diagonal air flow from front to back allows individual cooling of PCBs in vertical installation position. An air baffle and air partition ensure controlled air flow.

- 1 Air baffle, see page 187
- 2 Fan (mounted on the rear panel), see page 190
- 3 Air partition, see page 187